



MEETING, LEARNING & TECHNOLOGY

The Saskatchewan First Nations Family and Community Institute (SFNFCI) offers meeting planners the opportunity to access our flexible room set up and interactive screens to enhance your group meeting, workshop or learning experience. We are located on English River Urban Reserve in Saskatoon, SK. There is free parking on site.

Collaboration technology is changing the “meeting experience” (and attendee expectations) to become more interactive, both during the meeting as well as before and after. Achieving better meeting efficiency through technology is one way that modern organizations are evolving and succeeding. Web conferencing equipment is available so you can include meeting guests outside of Saskatoon in the event that travel is an obstacle.

**Photos Courtesy of Ashleigh Mattern*

**Functional &
Flexible Meeting
Space**

**Access Up To 5
Display Screens**

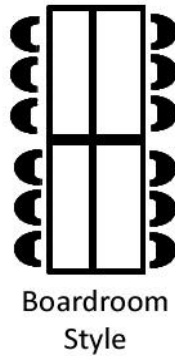
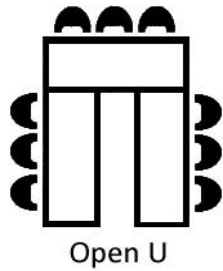
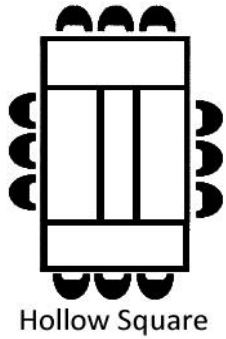
**Catering Options
Available**

Free Parking

**Help Support a
Saskatchewan
First Nations
Non-Profit
Organization**

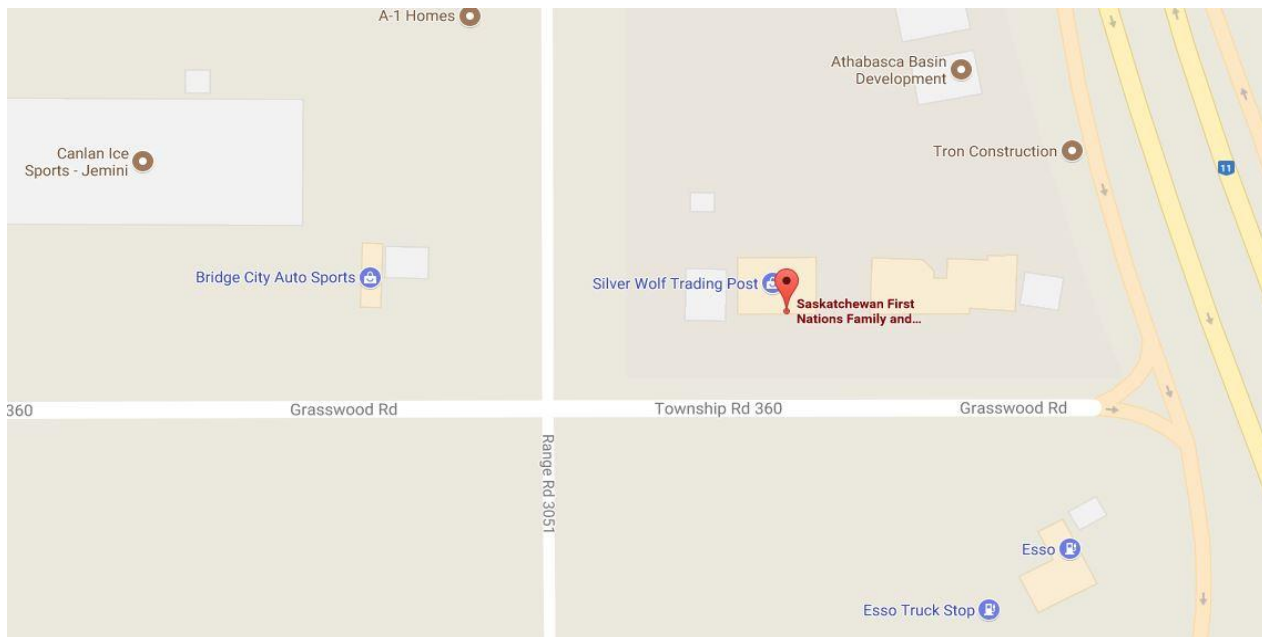


MEETING ROOM SETUP



The tables can be repositioned into different configurations and everyone has a view of a display screen.

	Room Set Up	Max Seating Capacity
1	Classroom / Herringbone Style	30
2	Open U-Shape / Horseshoe	28
3	Hollow Square	32
4	Boardroom Style	28
5	*Theatre Style	*35 (may accommodate more)



Saskatchewan First Nations Family and Community Institute
English River Reserve 192J,
211-2553 Grasswood Road, East, Saskatoon, SK, S7T 1C8

Phone: 306-373-2874

www.SFNFCI.ca

**The Classroom is
the ideal set up
for:**

**Training &
Conferences**

**Sales Kick-offs &
Product Launches**

DID YOU KNOW...?

There is a 70 inch interactive touch screen display that you can book for your meeting as part of the audio visual package add-on, along with additional 4 wall-mounted display screens in the meeting room.

All 5 screens can show the same content OR, you can display different content on each screen at the same time.

You can connect to screens via Wi-Fi, or you can hardwire into each display screen.

Web-based video conferencing equipment is also available.



CLASSROOM

Classroom: This style reflects the seating found in a school or lecture theatre, with chairs and trestle tables aligned in consecutive straight rows. All of the seats are facing forward toward the front of the function room. This allows for note taking and consumption of plated food and beverage.

Herringbone: This style is very similar to Classroom, however each consecutive row of chairs and tables are angled inward.



U-SHAPE & HORSESHOE

U-Shape: As the name suggests this style is in the shape of the letter U, with the tables & chairs arranged in an open ended configuration with the audience facing inward.

The open end allows for a focal point or presentation area.

Allows presenter to approach and engage with each audience members.

Audience interaction is enhanced, with audience members facing each other.

Horseshoe: This style is very similar to U Shape, however there are no tables, only chairs arranged in an open ended configuration with the audience facing inward.

The open end provides a focal point and allows for a presentation area.

Allows presenter to approach and engage with each audience member.

The U-Shape is the ideal set up for:

Training & Conferences

Workshops & Meetings

The Horseshoe is the ideal set up for:

Large Meetings, Presentations & Team Debriefings

DID YOU KNOW...?

You can use a laptop, tablet or mobile phone to display information or videos onto the screens in the meeting room via Wi-Fi connection.



HOLLOW SQUARE

Hollow Square: This style is similar to U-Shape, however there are four sides and no open end, with the audience all facing inward.

Audience interaction fully enhanced, with audience members all facing each other.

Allows audience to consume plated food and beverage easily.

BOARDROOM

Boardroom: is a smaller version of the Hollow Square or U-Shape, however there is a large elongated table, with the audience all facing inward.

Encourages audience interaction as they all face inward.

*Boardroom Set Up photo on Cover

The Hollow Square is the ideal set up for:

Discussions, Staff & Board Meetings

The Boardroom is the ideal set up for:

Small Meetings, Presentations & One-on-One Interviews

DID YOU KNOW...?

Revenue generated from our meeting room rentals goes toward programming and services that support First Nations children, youth and families.

Thanks for booking your meeting with us.

Together we can do so much!

THEATRE STYLE

Theatre Style: This is the simplest style, reflecting the seating found in a theatre or cinema with chairs aligned in consecutive straight rows.

All of the seats are facing forward toward the front of the function room.

BOOK YOUR MEETING:

Rates Effective April 1, 2017 – March 31, 2018

Full Day Room Rental: \$350
Half Day Room Rental: \$200
Evening Room Rental: \$300
Weekend Room Rental: \$400 per day
If meetings go over time additional \$60 per hour

Audio Visual Rental: \$150
Web Conference: \$100
Flip Chart & Markers: \$20

Printing: \$0.25 per page
Photocopying: \$0.25 per page
Fax: \$1.00 per page

*Applicable taxes will appear on invoice

Catering Menu Available Upon Request

*No outside food or beverage allowed on premises.

**The Theatre Style
is the ideal set up
for:**

**Annual General
Meetings and
Presentations**

TO BOOK THE ROOM:

Please contact:

Brenda McConnery

E: Brenda@sfnfci.ca

P: 306-373-2874 ext.221

SFNFCI is located at:

English River Reserve 192J
211-2553 Grasswood Rd. E
Saskatoon, SK, S7T 1C8

www.SFNFCI.ca

